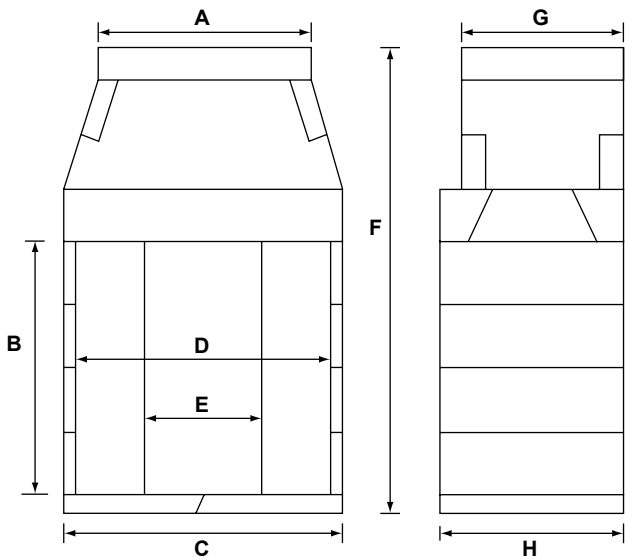


the Magnum® Series

- ⊙ Used where openings are larger than the Standard Series fireplace openings and a straight-back wall design is desired.
- ⊙ Listed for wood burning and are used where traditional masonry or prefabricated fireplaces are planned.
- ⊙ Built on traditional masonry foundations and can have a flush or raised hearth.
- ⊙ Can be used with vented gas log appliance (ANSI Z21.60).
- ⊙ Require the use of Isokern® DM 54 chimney or UL 103 metal flue.

SPECIFICATIONS



36 inch Magnum

A	B	C	D	E	F	G	H	I
32½"	37¾"	43"	39"	19⅝"	69½"	25¼"	28"	39"

weight: 1970 lbs.

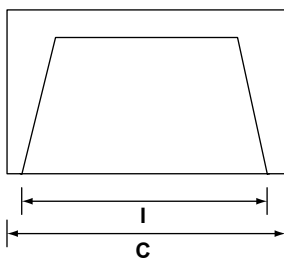
minimum framing: 45"W x 73"H x 29½"D

42 inch Magnum

A	B	C	D	E	F	G	H	I
32½"	37¾"	49"	45"	24¾"	69½"	25¼"	28"	45"

weight: 2050 lbs.

minimum framing: 52"W x 73"H x 29½"D

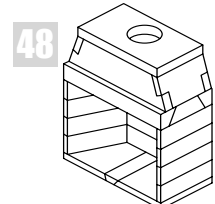
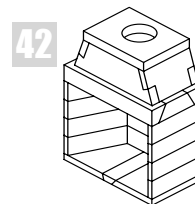
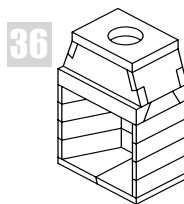


48 inch Magnum

A	B	C	D	E	F	G	H	I
43"	37¾"	53"	49"	29⅝"	69½"	25¼"	28"	49"

weight: 2250 lbs.

minimum framing: 56"W x 73"H x 29½"D



Always check instruction manual for details or contact your local dealer prior to installation. All Magnum® Series fireplace systems can be custom finished to suit designer, homeowner or builder needs. All Isokern® fireboxes require firebrick lining. Measurements and/or specifications are subject to change without prior notification.



UL 103HT, UL 127, UL 1777, ICC ER 5017, ULC S610

1.800.642.2920

<http://www.isokern.net>

